



BEAUMONT & FLETCHER  
INTERIOR ATELIER

---

# FURNITURE

---

---

[www.beaumontandfletcher.com](http://www.beaumontandfletcher.com)

---



BEAUMONT & FLETCHER  
INTERIOR ATELIER

---

‘TO LOOK AT A  
THING IS VERY  
DIFFERENT FROM  
SEEING A THING’

Oscar Wilde

---

Every successful room in a home has a purpose, a purpose that is expressed by its furniture. Beautifully crafted, lasting pieces that offer balance, scale and proportion can bring a space to life, and they play an intrinsic part in making your environment, quite simply, perfect.

This lookbook is designed to take you on a visual journey of our furniture collection: to show the authenticity and refinement of our craftsmanship and the attention to detail of our dedicated team, who uphold the traditional skills involved in making furniture entirely by hand.

The well-articulated details of our pieces, the shapes and lines of the designs we create and our exquisite upholstery are brought to you here, reinforcing Beaumont & Fletcher’s reputation as one of the world’s finest creators of hand-built furniture.

Happy browsing,

Jana Durisova  
Owner and creative director

---


[www.beaumontandfletcher.com](http://www.beaumontandfletcher.com)

---

## HANDMADE EXCELLENCE

'A MAN WHO WORKS WITH HIS HANDS IS  
A LABOURER; A MAN WHO WORKS WITH HIS  
HANDS AND HIS BRAIN IS A CRAFTSMAN;  
BUT A MAN WHO WORKS WITH HIS HANDS  
AND HIS BRAIN AND HIS HEART IS AN ARTIST'

Louis Nizer



Beaumont & Fletcher's furniture is recognised by the interior design industry across the world as having handmade upholstery of the very finest quality.

Each piece of our handmade furniture has its own story and provenance. Rather than emerging from production lines, every component part is meticulously fashioned by a master craftsman using wholly natural materials.

Each frame is made to order from seasoned beechwood, which is glued, screwed and dowelled together for strength, ensuring a lifetime of use.

English webbing is nailed to the frame before steel coil springs are individually tied by hand for lasting tension and comfort. The sprung frame is then upholstered in the old-fashioned way, with cotton, lambswool and horse hair, while pillows and cushions are filled with finest feather and down. We take no shortcuts when it comes to these exacting age-old processes.

Meticulous attention to detail ensures that every piece is of a quality unequalled by any other manufacturer - quality that will last for generations.



## SOFAS

USING THE FINEST MATERIALS, SKILLS AND SENSITIVITY OF MASTER CRAFTSMEN, WE CREATE PIECES THAT BRING BOTH ELEGANCE AND FUNCTION TO A ROOM.

TAILORED TO YOUR OWN PERSONAL STYLE, OUR SOFA COLLECTION SITS EFFORTLESSLY ALONGSIDE THE HEIRLOOMS OF TRADITIONAL ROOMS AND JUST AS BEAUTIFULLY IN

Emily 2 seater sofa in Capri silk velvet - Blush with Sophia cushion,  
Edgar 2.5 seater sofa in Capri silk velvet - Prussian blue with Racine  
and Rockefeller cushions, Delphis wall lights and Fluted mirror







'LUXURY MUST BE COMFORTABLE,  
OTHERWISE IT IS NOT LUXURY'

Coco Chanel



## ALEXANDRA SOFA

Available in 3 sizes

The versatile Alexandra sofa has perfect classical proportions and turned faux-bamboo legs inspired by the late Georgian fashion for chinoiserie. Also available as a chair.

Opposite: 2 seater sofa shown in Kyma - Flamingo with Tamburlaine cushion and Malika footstool with bespoke tray  
This page: 2 seater sofa shown in Leonora damask - Flame





## BOSWELL SOFA

Available in 3 sizes

Elegantly styled with graceful proportions, the Boswell sofa is true to its Georgian heritage with a low camel back and scrolling arms. Compact in size, this adaptable piece will work in both classic and contemporary surroundings. Also available as a chair.

2.5 seater sofa shown in Wicklow - Gorse with Racine and Elektra cushions and Chatsworth chandelier





## BROOKE SOFA

Available in 3 sizes

The proportions of this classical English country house style sofa work very well in smaller rooms. Also available as a chair.

2.5 seater sofa shown in Troilus velvet - Lichen with Double happiness cushion and Victorian chair in Orkney linen - Asphalt





## BYRON SOFA

Available in 3 sizes

This exceptionally comfortable modern sofa has clean lines and separate cushions for its seat and back. Also available as a chair.

2.5 seater sofa shown in Argyll check - Ecru jet



## CLARENCE SOFA

Inspired by Regency designer Thomas Hope, the Clarence is one of our signature sofas. Historical in origin, it also nods to the contemporary with its strong, elegant shape.

Shown in Como silk velvet - Teal with Beatrice and Sophia cushions and Delphis light





## CONGREVE SOFA

Available in 3 sizes

The Congreve's Chippendale design, with high back and square legs, make it the perfect sofa choice for a formal living room.

2.5 seater sofa shown in Wicklow damask - Pewter with Double happiness and Thalia cushions



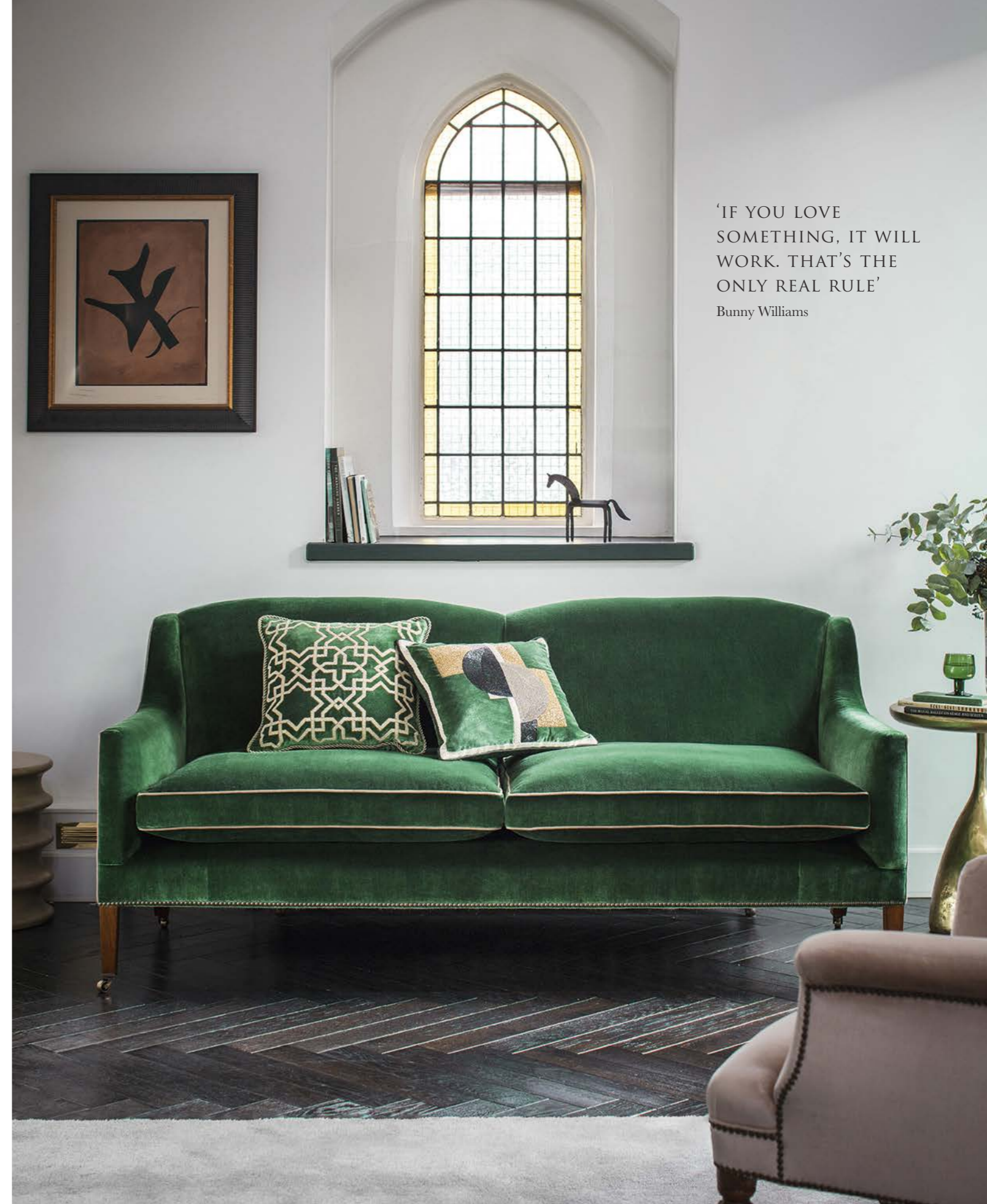


## EDGAR SOFA

Available in 2 sizes

The proportions of the Edgar sofa, an elegant Art Deco inspired design, have been meticulously considered to create a graceful shape without compromising on comfort. Also available as a chair.

Shown in Capri silk velvet - Emerald with Habibi and Piet cushions



'IF YOU LOVE  
SOMETHING, IT WILL  
WORK. THAT'S THE  
ONLY REAL RULE'  
Bunny Williams





EMILY SOFA

Available in 3 sizes

An ingenious little sofa, the Emily is entirely free from straight lines. Its subtle curves create a charming silhouette perfect for a smaller space. Also available as a chair.

2.5 seater sofa shown in Donegal linen - Oatmeal



GEORGIAN SOFA

Available in 3 sizes

Lavish and beautiful, the Georgian sofa pays homage to the best of 18th century design. Its high camel back and deep scrolled arms make it a sumptuously inviting statement piece.

3 seater sofa shown in Donegal linen - Oatmeal with Rossini cushion





## GRENVILLE SOFA

Available in 3 sizes

With its deep buttoning and generous scrolling arms and back, the Grenville has all the elegance and comfort of a classic Chesterfield sofa, and is a jewel in our crown.

2.5 seater sofa shown in Como silk velvet - Teal with Cathay cushions



Whether we are redeveloping a classic design or perfecting a more contemporary one, Beaumont & Fletcher takes an extremely sensitive approach to construction, meticulously creating and building each piece using the traditional skills of artisanal English furniture making.





'WHAT IS DONE IN LOVE IS DONE WELL'  
Vincent van Gogh



## HAMILTON SOFA

Available in 3 sizes

Neat and compact, the Hamilton has a firmly sprung lumbar roll and is a favourite for rooms requiring a smaller sofa without compromising on style. Also available as a chair.

2.5 seater sofa shown in Bantry linen - Espresso with Double happiness cushion





## HOWARD SOFA

Available in 5 sizes

This enduring design exemplifies English country house charm, and is equally popular as a neat two-seater sofa in a formal room, or a three-seater for a large family room. Also available as a chair.

2.5 seater sofa large shown in Orkney linen - Spruce blue



## JOSEPHINE SOFA

The Josephine sofa combines the elegance of the Art Deco period with outstanding comfort.

Shown in Como silk velvet - Pompeian red with Habibi cushion, Buckingham mirror and Pisa wall light

'NO VIOLENCE, GENTLEMAN  
- NO VIOLENCE, I BEG YOU!  
CONSIDER THE FURNITURE!'

Arthur Conan Doyle







### MARLBOROUGH SOFA

Available in 3 sizes

Tailored back cushions, gracefully rounded arms and finely tapered legs give the Marlborough sofa its elegant, contemporary look. Also available as a chair.

2.5 seater sofa shown in Casaleone mohair - Fawn with Anastasia and Sophia cushions and Rococo wall lights



### MASEFIELD SOFA

Available in 3 sizes

A handsome sofa, the Masefield's characteristic slanted arms make for a distinguished, generously proportioned piece.

2.5 seater sofa shown in Trolius - Parchment with Pavo and Ettore cushions





'I HAVE INTENSE RELATIONSHIPS  
WITH FURNITURE, PROBABLY  
BECAUSE WE HAD NONE WHEN I  
WAS GROWING UP'

Barbra Streisand

## MILTON SOFA

Available in 3 sizes

Milton is a classic deep sprung sofa.  
A timeless piece, it encapsulates the English drawing  
room style, both grand and infinitely comfortable.

2.5 seater sofa shown in Capri silk velvet -  
Sage with Ariana and Ettore cushions





## POMPADOUR SOFA

Available in high and low back

Beaumont & Fletcher's signature sofa is inspired by an early 19th century neoclassical design. Its deep cushions and clean, unfussy lines work well in both modern living spaces and traditional drawing rooms.

This page: Low-back sofa shown in Como silk velvet - Moss with Cathay cushions

Opposite: High-back sofa shown in Balthazar - Venetian red with Felicia cushions and Georgian mirror





From left: Pompadour High-back sofa shown in Como silk velvet - Moss with Double happiness, Ettore and Audrey cushions  
Portia footstool in Capri silk velvet - Blush  
Brooke sofa in Troilus velvet - Flint blue



'WE SHAPE OUR BUILDINGS;  
THEREAFTER THEY SHAPE US'  
Winston Churchill





It is with the greatest care and skill that we match and cut our fabrics, ensuring the patterns are in perfect alignment. Meticulous hand finishing and stitching ensures that every piece in our collection is of unparalleled and lasting quality, unmatched by other manufacturers.

The artisans that craft our furniture have an innate understanding of materials and techniques. Their knowledge and experience help us to create the distinctive shapes and designs for which Beaumont & Fletcher is admired all around the world.



## WARWICK SOFA

The Warwick sofa is influenced by the English Regency period. Its scrolling lines and solid back make a glamorous impact in contemporary settings, but it is also at home in traditional spaces.

Shown in Kyma - Rio with Beatrice, Tamburlaine and Anastasia cushions and Hanover wall lights





'THE QUESTION OF WHAT YOU  
WANT TO OWN IS ACTUALLY  
THE QUESTION OF HOW YOU  
WANT TO LIVE YOUR LIFE'  
Marie Kondo



## WEXFORD SOFA

Available in 3 sizes

Wexford is an effortlessly comfortable and agelessly elegant sofa. It has a high back, deep scrolling arms and all the qualities of a classic English country house. Also available as a chair.

2.5 seater sofa shown in Balthazar - Verdigris with Earhart and Habibi cushions, Orbis mirror and Duke side table



## CHAIRS

FROM CLASSIC DESIGNS FOR COUNTRY HOMES TO SLEEK CONTEMPORARY PIECES, OUR TIMELESS COLLECTION OF TRADITIONALLY UPHOLSTERED CHAIRS CAN BE CUSTOMISED THROUGH DIFFERENT FABRICS AND FINISHES TO SUIT ANY SETTING. DISCOVER OVER THIRTY DIFFERENT STYLES TO PERFECTLY COMPLEMENT OUR SOFAS OR INTRODUCE A STATEMENT PIECE TO A ROOM.

From left: Boswell chair shown in Argyll check - Glacier  
Waterford chair shown in Zafra cotton velvet - Ecrú  
Milton chair shown in Como silk velvet - Fern with Eivira cushion  
Compton chair shown in Orkney linen - Cement





## ALEXANDRA CHAIR

With its separate seat cushion and softly sloping arms, the charming Alexandra chair offers an elegant seating solution to any room. Available with an ottoman and as a sofa.

Shown in Casaleone mohair - Fawn with Rössini cushion, Chinoiserie mirror and Wheat sheaf wall lights



## BENNETT CHAIR

This exceedingly comfortable chair has a classic design, enhanced by a scrolled back that adds a sophisticated flourish.

Shown in Zafra cotton velvet - Graphite





### BOSWELL CHAIR

The beautiful Boswell chair takes a modern twist on 19th century design, with its camel back and scrolled arms. Available with an ottoman and as a sofa.

Shown in Argyll check - Glacier



### BROOKE CHAIR

Traditional and classically proportioned, the Brooke chair is comfortable, elegant, and ideal for sitting rooms with limited space. Available with an ottoman and as a sofa.

Shown in Argyll check - Glacier



## BYRON CHAIR

Designed with comfort in mind, the Byron is a handsome chair with strong modern lines, and separate cushions and seat back. Available with an ottoman and as a sofa.

Shown in Orkney linen - Asphalt



## CLUB WING CHAIR

Practical in size and confident in design, this is a classic piece of English furniture. Shaped just like 18th century prototypes, it provides excellent back support and comfort.

Shown in Donegal linen - Oatmeal with Piet cushion



'JUST SAY THE LINES  
AND DON'T TRIP OVER  
THE FURNITURE!'

Noël Coward



### COLERIDGE CHAIR

Coleridge is an elegant armchair, medium in size, with a firm upright back, comfortable seat and separate seat cushion.

Shown in Zafra velvet - Azure, with a Tub chair





### COMPTON CHAIR

A classic library chair with neat Regency lines and classical proportions, the Compton is a highly versatile chair for contemporary or traditional settings.

Shown in Orkney linen - Cement



### EDGAR CHAIR

The Art Deco inspired Edgar is a contemporary armchair with a separate seat cushion. Available with an ottoman and as a sofa.

Shown in Donegal linen - Oatmeal with Thalia cushion and Windsor wall light



## EMILY CHAIR

Designed with feminine lines, this is a perfectly proportioned buttoned-back Victorian style chair, small and compact with a soft comfortable seat. Available with an ottoman and as a sofa.

Shown in Orkney linen - Frost



## FIELDING CHAIR

Fielding is a neat, gracefully proportioned armchair with elegant tapered legs.

Shown in Capri silk velvet - Blush





### HAMILTON CHAIR

The Hamilton armchair is designed to give exceptional lower lumbar support, and its back is sprung and specially shaped for this purpose. Available with an ottoman and as a sofa.

Shown in Orkney linen - Spruce blue



### HOWARD CHAIR

The Howard is a handsome club armchair with generous proportions, a soft sprung back and low arms, making it supremely comfortable. Available with an ottoman and as a sofa.

Shown in Bantry linen - Hemp green



## LYDIA CHAIR

Graceful, elegant, and with a luxuriously comfortable seat, this classic chair is a versatile addition to any room.

Shown in Kyma - Driftwood with Elektra cushion



## MARLBOROUGH CHAIR

To create the Marlborough, we took the classic club chair and redefined the lines with a slightly sleeker appearance. This chair comes with separate back and seat cushions. Available with an ottoman and as a sofa.

Shown in Bantry linen - Dark honey





### MILO CHAIR

A small slipper chair that suits all interiors, the Milo is understated and surprisingly comfortable.

Shown in Como silk velvet - Teal



### MILTON CHAIR

Drawing on mid-Victorian designs, we created this bold but graceful, and genuinely comfortable, chair that can be worked either with or without decorative nailing.

Shown in Como silk velvet - Fern





### NICHOLAS CHAIR

Inspired by early 19th century design, Nicholas is a small and perfectly composed armchair.

Above: Shown in Orkney linen - Turmeric  
Opposite: Shown in Capri silk velvet - Copper with Moliere cushion and Rococo mirror







### OSWALD CHAIR

The Oswald is a rather dapper armchair. Perfectly formed, it would sit well within a townhouse drawing room or master bedroom.

Shown in Capri silk velvet - Blush



### PALMERSTON CHAIR

The Palmerston is a graceful low armchair, made up of shapely lines and a deep, comfortable seat.

Shown in Casaleone mohair - Amethyst with Elvira cushion and Chippendale mirror



## SPENCER CHAIR

The Spencer wing chair has a dramatic, architecturally appealing and enfolding design, with a high curved back that wraps around the body.

Shown in Siena leather - Hare with Rossini cushion



## THEODORE CHAIR

The Theodore chair breathes new life to a classic piece. Its high wing design provides especially comfortable support to the head and neck.

Shown in Bantry linen - Dark honey





### TUB CHAIR

Impeccably designed with classic curves and a supportive shape, the lovely little buttoned-back Tub chair is ideal for a reading room.

Shown in Capri silk velvet - Glacier with Oscar embroidery on drapes in Oona wool



### VICTORIAN CHAIR

This pretty, feminine chair features a buttoned back and curved arms. It is ideal for a bedroom or smaller drawing room.

Shown in Capri silk velvet - Bokhara





### WATERFORD CHAIR

This Regency style chair has a rounded base and authentic scrolled and buttoned back that draws the eye from every angle.

Shown in Capri silk velvet - French grey



### WEXFORD CHAIR

A welcoming, comforting chair, the Wexford has a strong, simple design and classical proportions. Available with an ottoman and as a sofa.

Shown in Wicklow damask - Gorse



## FOOTSTOOLS

ENHANCE YOUR COMFORT AND STYLE WITH OUR EXQUISITE FOOTSTOOLS, SEAMLESSLY BLENDING LUXURY WITH PRACTICALITY. EACH METICULOUSLY HANDCRAFTED PIECE IS AVAILABLE WITH OR WITHOUT ELEGANT DEEP BUTTONING, AND CAN BE CUSTOMIZED IN HEIGHT AND SIZE TO SUIT VARIOUS NEEDS AND PREFERENCES.

### ALEXANDRA FOOTSTOOL

An elegant bench or footstool, the Alexandra has a buttoned, padded seat and turned faux-bamboo legs. Also available without buttoning.

Shown in Capri silk velvet - Terracotta with Sevilla panel and Habibi, Andromeda and Circe cushions







### BRUMMEL FOOTSTOOL

The square legs, which we have subtly tapered, and the strong lines of this footstool make Brummel a confident and resourceful piece. Also available without buttoning.

Shown in in Sienna leather - Forest, Marlborough sofa in Casaleone mohair with Beatrice, Sophia cushions and Rococo lights



### MALIKA FOOTSTOOL

The fully upholstered Malika footstool makes a clever, confident addition to any room. The studded pattern can be adapted to suit your interior.

Shown in Siena leather - Hare with bespoke tray



'YOUR HOME SHOULD TELL THE STORY OF WHO YOU  
ARE AND BE A COLLECTION OF WHAT YOU LOVE'

Nate Berkus



#### OLYMPIA FOOTSTOOL

The Olympia footstool has an elegant oval shape and deep buttoning that brings interest to any room. Also available without buttoning.

Shown in Capri silk velvet - Cinnamon



#### OTTOMAN TABLE

Combining practicality and elegance, the resourceful Ottoman table incorporates a shelf into its design. Also available with buttoning.

Shown in Antique suede - Grey with Otello embroidery





### PORTIA FOOTSTOOL

This understated footstool sits effortlessly within contemporary and classic interiors alike. The beautiful, hand-stitched buttoning is perfect for silk or velvet upholstery. Also available without buttoning.

Shown in Capri silk velvet - Blush



### VICTORIAN FOOTSTOOL

The Victorian footstool's elongated legs, in hand-turned wood, give this beautiful piece its period feel. Also available without buttoning.

Shown in Como silk velvet - Biscuit with Pompadour sofa



## THE DUKE COLLECTION

TRADITIONALLY MADE BY MASTER CRAFTSMEN WITH EXTRAORDINARY ATTENTION TO DETAIL, THE ELEGANT DUKE COLLECTION IS FINE WALNUT FURNITURE AT ITS VERY BEST. CREATED IN OUR ENGLISH WORKSHOP, EACH PIECE HAS A UNIQUE APPEARANCE THAT WORKS BEAUTIFULLY IN BOTH TRADITIONAL AND CONTEMPORARY SETTINGS.

Clockwise from top right: Duke console, side and coffee table





## DINING CHAIRS

FROM CLASSIC TO CONTEMPORARY, OUR RANGE OF DINING CHAIRS AND BARSTOOLS IS HIGHLY VERSATILE AND EFFORTLESSLY STYLISH. EACH EXPERTLY HANDCRAFTED PIECE IS AVAILABLE IN ANY FABRIC, AS A CARVER OR SIDE CHAIR, WITH A RANGE OF CUSTOMISABLE LEG OPTIONS.

ELEVATE THEIR BEAUTY WITH ONE OF OUR EXQUISITE HAND EMBROIDERY DESIGNS.

From left: Kingsley side chair shown in Como silk velvet - Teal with Zola embroidery  
Blake side chair shown in Como silk velvet - Moss with Anastasia embroidery.  
Calypso side chair shown in Eriskay wool - Cloud with Piet embroidery,  
Kingsley carver chair shown in Como silk velvet - Teal,  
Pavilion side chair shown in Lagan silk - Oyster with Cellini embroidery,  
Blake carver chair shown in Como silk velvet - Moss with Anastasia embroidery







### BLAKE DINING CHAIR

The Blake dining chair is a supremely comfortable and classically stylish addition to any table. Available as a side and carver chair.

Side and carver chair shown in Como silk velvet - Moss with Anastasia embroidery



### CALYPSO DINING CHAIR

The Calypso has a contemporary feel with impeccably aligned proportions, and is perfect as a dining or occasional chair. Available as a side and carver chair.

Side chair shown in Capri silk velvet - Aquamarine with Wallis embroidery





### KINGSLEY DINING CHAIR

This signature Beaumont & Fletcher design has a classic English feel with its tapered legs and arched back. Available as a side, carver and bar stool.

Carver and side chair shown in Bantry linen - Espresso with Zola embroidery



### PAVILION DINING CHAIR

The Regency inspired Pavilion carver works beautifully as a dining chair or occasional piece. Available as a side and carver chair with turned faux-bamboo or plain square carved legs.

Side and carver chair shown in Lagan silk - Oyster with Cellini embroidery



## HEADBOARDS

TRADITIONALLY MADE IN OUR ENGLISH WORKSHOP, EACH HEADBOARD IS MADE TO YOUR EXACT REQUIREMENTS. THEY ARE BEAUTIFULLY PADDED AND CAN BE FULLY CUSTOMISED WITH ANY COMBINATION OF FABRIC, DECORATIVE NAILINGS AND PIPING, AND EMBELLISHED WITH OUR EXQUISITE HAND EMBROIDERY DESIGNS.

### ALHAMBRA HEADBOARD

The exotically shaped Alhambra headboard has a strong Moorish influence. It can be customised with decorative nailings, contrasting piping and hand embroidery.

Shown in Capri silk velvet - Argent with Freya embroidery and Moliere cushions







### MIAMI HEADBOARD

This striking Miami headboard takes its inspiration from the Art Deco architecture of South Beach. It can be customised with decorative nailings, contrasting piping and hand embroidery.

Shown in Capri silk velvet - Glacier with Rockefeller embroidery and curtains with Audrey embroidery and Chatsworth chandelier



### TOPKAPI HEADBOARD

The Topkapi headboard has a striking domed design inspired by Turkish architecture. It can be customised with decorative nailings, contrasting piping and hand embroidery.

Shown in Eriskay wool - Verde with Salome embroidery, bespoke valance and bolster cushions to match, Duke side table and Woodbury wall light



## OUR FINISHES

WE APPROACH THE FINISHES OF OUR FURNITURE WITH THE SAME FASTIDIOUS ATTENTION TO DETAIL THAT CHARACTERISES ALL OF OUR PIECES.

HOW A LEG IS TURNED, WHAT WOOD STAIN IS USED, HOW ITS CASTORS ARE PLACED, WHICH NAILING PATTERN WORKS BEST - THESE ARE THE THINGS THAT MAKE ALL OUR FURNITURE TRULY INDIVIDUAL, AND OUR METICULOUS EXECUTION OF HAND FINISHES ENSURES OUR REPUTATION FOR EXCELLENCE ENDURES.

## LEGS & CASTORS

All of our furniture has the option of customisable legs depending on your preference, with options including straight, tapered, turned, and bamboo. We can complete furniture with or without a choice of castors, which come in three colourways. Elegant and refined, castors not only make your furniture easier to manoeuvre, they add a timeless flourish. Beaumont & Fletcher's castors have become a signature look of our furniture.




## NAILING

Some of our furniture comes with the option of added nailing, a feature that can truly customise your piece. There are seven colours to choose from, all designed to complement any bespoke piping.


## FABRIC

Our furniture can be upholstered in any combination of fabric from our own collection or your own fabric, with the option of self or contrasting piping and decorative skirts and fringes.



## WOOD FINISHES

The seasoning of wood is a slow and natural process that shouldn't be disturbed. We honour this by sourcing the finest and most beautiful beechwood. But how that wood is stained and finished is your decision. There are twelve finishes to pick from, or we can match a colour to suit your specific requirements, making sure it's just right for you.







ALEXANDRA SOFA

With clean, elegant lines, the Alexandra has the perfect classical proportions. Its turned faux-bamboo legs are inspired by the late Georgians' love of chinoiserie and all things Eastern, finishing the detail perfectly on this handsome piece. See pages 8 and 9.

Dimensions	cm	inches	Fabric req*
Width: 2 seater	140cm	55"	10-11m
2.5 seater	155cm	61"	13-14m
3 seater	190cm	74¾"	15-17m
Height:	92cm	36¼"	
Depth:	78cm	30¾"	
Seat depth:	50cm	19¾"	
Seat height:	50cm	19¾"	



BLOOMSBURY SOFA

Traditional in its style and shape, the Bloomsbury is all about exceptional comfort and elegance.

Dimensions	cm	inches	Fabric req*
Width: 2 seater	182cm	71¾"	15-16m
2.5 seater	197cm	77½"	16-17m
3 seater	234cm	92¾"	19-20.5m
Height:	88cm	34¾"	
Depth:	111cm	43¾"	
Seat depth:	69cm	27"	
Seat height:	48cm	19"	



BOSWELL SOFA

The Boswell is a sofa true to its Georgian heritage. Elegantly styled with graceful proportions, it has a low camel back and scrolling arms. The Boswell has a wonderfully adaptable quality and will work in both classic and contemporary surroundings. Compact in size it is especially suited to smaller spaces. See pages 10 and 11.

Dimensions	cm	inches	Fabric req*
Width: 2 seater	179cm	70½"	14-15m
2.5 seater	195cm	76¾"	15-16m
3 seater	231cm	91"	17-18.5m
Height:	94cm	37"	
Depth:	99cm	39"	
Seat depth:	62cm	24½"	
Seat height:	47cm	18½"	



BROOKE SOFA

This classical English country-house sofa has proportions that work very well in smaller rooms. See pages 12 and 37.

Dimensions	cm	inches	Fabric req*
Width: 2 seater	168cm	66¼"	14-15m
2.5 seater	183cm	72"	15-16m
3 seater	220cm	86½"	18-19m
Height:	85cm	33½"	
Depth:	98cm	38½"	
Seat depth:	60cm	23½"	
Seat height:	48cm	19"	



BYRON SOFA

A contemporary design with clean lines and separate cushions for its seat and back, this is an especially comfortable modern sofa. See page 14.

Dimensions	cm	inches	Fabric req*
Width: 2 seater	165cm	65"	17-19m
2.5 seater	180cm	70¾"	18-19.5m
3 seater	220cm	86½"	21-23m
Height:	97cm	38¼"	
Depth:	97cm	38¼"	
Seat depth:	59cm	23¼"	
Seat height:	50cm	19¾"	



CLARENCE SOFA

The Clarence is a signature sofa inspired by the Regency designer Thomas Hope. Though historical in origin, it also nods to the contemporary with its strong elegant shape. See page 15.

Dimensions	cm	inches	Fabric req*
Width:	213cm	83¾"	
Height:	99cm	39"	
Depth:	90cm	35½"	
Seat depth:	58cm	23"	
Seat height:	58cm	23"	
Fabric req*:	16-18m		



CONGREVE SOFA

A high-backed sofa on carved acanthus scroll legs in the Chippendale style, the Congreve is the perfect choice for a formal living room. This special piece, which has a firm and upright arched back, can also be made with simpler straight legs. See pages 16 and 17.

Dimensions	cm	inches	Fabric req*
Width: 2 seater	155cm	61"	12-13m
2.5 seater	180cm	70¾"	14-15m
3 seater	211cm	83"	15-16m
Height:	92cm	36¼"	
Depth:	87cm	34¼"	
Seat depth:	58cm	22¾"	
Seat height:	53cm	20¾"	



EDGAR SOFA

The proportions on the Edgar have been meticulously designed to create an elegant, graceful shape without compromising on comfort. See pages 7, 18 and 19.

Dimensions	cm	inches	Fabric req*
Width: 2 seater	170cm	67"	14-15m
2.5 seater	196cm	77¼"	15-16m
Height:	91cm	35¾"	
Depth:	85cm	33½"	
Seat depth:	56cm	22"	
Seat height:	54cm	21¼"	



EMILY SOFA

This ingenious little sofa has been designed entirely free from straight lines. The back, front, side rails and arms have subtle curves, which result in a charming silhouette that's perfect for a smaller space. See pages 6 and 20.

Dimensions	cm	inches	Fabric req*
Width: 2 seater	148cm	58¼"	9.5-10.5m
2.5 seater	163cm	64¼"	10.5-11.5m
3 seater	204cm	80¼"	12-13m
Height:	84cm	33"	
Depth:	86cm	33¾"	
Seat depth:	60cm	23¾"	
Seat height:	47cm	18½"	



GEORGIAN SOFA

Lavish in its proportions and beautifully styled, the Georgian is a true homage to the best in 18th-century design. With its high camel back and deep scrolled arms, this is a generously sized sofa, making it a statement piece that's simultaneously wonderfully inviting. See page 21.

Dimensions	cm	inches	Fabric req*
Width: 2 seater	182cm	71¾"	14-15m
2.5 seater	198cm	78"	15-16m
3 seater	234cm	92¼"	17-18.5m
Height:	86cm	33¾"	
Depth:	110cm	43¼"	
Seat depth:	66cm	26"	
Seat height:	47cm	18½"	



GRENVILLE SOFA

This elegant piece has the deep buttoning and generous scrolling arms and back of a classic English Chesterfield sofa. A clever blend of elegance and comfort, the Grenville is a jewel in our crown. See pages 22 and 23.

Dimensions	cm	inches	Fabric req*
Width: 2 seater	189cm	74½"	15-16m
2.5 seater	206cm	81"	16-17m
3 seater	237cm	93¼"	17-18m
Height:	79cm	31"	
Depth:	99cm	39"	
Seat depth:	60cm	23½"	
Seat height:	56cm	22"	



HAMILTON SOFA

Neat and compact, and with a firmly sprung lumbar roll, the Hamilton is a favourite for rooms that need a smaller design that doesn't compromise on style. See pages 24 and 25.

Dimensions	cm	inches	Fabric req*
Width: 2 seater	155cm	61"	11-12m
2.5 seater	175cm	69"	12-13m
3 seater	218cm	85¾"	15-16m
Height:	90cm	35½"	
Depth:	94cm	37"	
Seat depth:	56cm	22"	
Seat height:	46cm	18"	

Other options available: Bespoke sizes • Turned or square tapered legs • Brass, nickel or no castors • Decorative nailing in various finishes • Arm caps, skirts and fringes • Range of wood stain colours. All sizes are approximate and may vary slightly.  
\* Fabric required is based on standard fabric width 137cm / 54". Larger repeats may require additional meterage. Please contact us for further details.

Other options available: Bespoke sizes • Turned or square tapered legs • Brass, nickel or no castors • Decorative nailing in various finishes • Arm caps, skirts and fringes • Range of wood stain colours. All sizes are approximate and may vary slightly.  
\* Fabric required is based on standard fabric width 137cm / 54". Larger repeats may require additional meterage. Please contact us for further details.





HOWARD SOFA

This enduring design exemplifies the English country-house look. Either as a neat two-seater in a formal room or a more capacious version for a large family room, this sumptuous sofa remains ever-popular. See page 27.

Dimensions	cm	inches	Fabric req*
Width: 2 seater	168cm	66¼"	14-15m
2.5 med	183cm	72"	15-16m
2.5 large	198cm	78"	17-18m
3 med	220cm	86½"	18-19.5m
3 large	235cm	92½"	18-19.5m
Height:	82cm	32¼"	
Depth:	107cm	42¼"	
Seat depth:	66cm	26"	
Seat height:	47cm	18½"	



JOSEPHINE SOFA

This Josephine sofa combines elegance of the Art Deco period with outstanding comfort. See pages 28 and 29.

Dimensions	cm	inches
Width:	222cm	83¾"
Height:	83cm	29½"
Depth:	95cm	33½"
Seat depth:	58cm	22¾"
Seat height:	56cm	22"
Fabric req*:	17-18m	



MARLBOROUGH SOFA

Tailored back cushions, gracefully rounded arms and finely tapered legs create an elegant and contemporary piece. See pages 30 and 74.

Dimensions	cm	inches	Fabric req*
Width: 2 seater	173cm	68"	17-19m
2.5 seater	188cm	74"	18-19.5m
3 seater	221cm	87"	21-23m
Height:	93cm	36½"	
Depth:	107cm	42¼"	
Seat depth:	64cm	25"	
Seat height:	48cm	19"	



MASEFIELD SOFA

A handsome sofa, the Masefield's characteristic slanted arms makes for a distinguished, generously proportioned piece. See page 31.

Dimensions	cm	inches	Fabric req*
Width: 2 seater	179cm	70½"	14-15m
2.5 seater	194cm	76½"	16-17m
3 seater	231cm	91"	18-19m
Height:	86cm	33¾"	
Depth:	112cm	44"	
Seat depth:	70cm	27½"	
Seat height:	50cm	19¾"	



MILTON SOFA

A timeless piece that encapsulates the English drawing-room style; both grand and infinitely comfortable. A classic deep-sprung sofa. See pages 17 and 32.

Dimensions	cm	inches	Fabric req*
Width: 2 seater	168cm	66¼"	14-15m
2.5 seater	183cm	72"	15-16m
3 seater	216cm	85"	18-19m
Height:	85cm	33½"	
Depth:	98cm	38½"	
Seat depth:	61cm	24"	
Seat height:	47cm	18½"	



POMPADOUR HIGH-BACK SOFA

The High-Back Pompadour has become synonymous with Beaumont & Fletcher's reputation for elegant furniture. Inspired by early 19th-century Neoclassical design this sofa, with its clean unfussy lines, is versatile enough for both contemporary and classic interiors. See pages 35 and 36.

Dimensions	cm	inches
Width:	213cm	83¾"
Height:	85cm	33½"
Depth:	93cm	36½"
Seat depth:	66cm	26"
Seat height:	56cm	22"
Fabric req*:	16-18m	



POMPADOUR LOW-BACK SOFA

All the style, elegance and design of the high-back version, but with a low back and a reduced seat depth, which gives this piece a modern uncluttered feel. See page 34.

Dimensions	cm	inches
Width:	213cm	83¾"
Height:	75cm	29½"
Depth:	85cm	33½"
Seat depth:	58cm	22¾"
Seat height:	56cm	22"
Fabric req*:	15-17m	



WARWICK SOFA

The Warwick is influenced by the English Regency period of furniture design. Its scrolling lines and solid back make a glamorous impact in contemporary settings, though this piece is also equally at home in more traditional spaces. See pages 38 and 39.

Dimensions	cm	inches
Width:	210cm	82¾"
Height:	85cm	33½"
Depth:	86cm	33¾"
Seat depth:	59cm	23¼"
Seat height:	55cm	21¾"
Fabric req*:	15-16m	



WEXFORD SOFA

The Wexford has all the same qualities you would expect of a classic English country house, effortlessly comfortable and with an ageless, elegant feel. Its confident high arched back and deep scrolling arms make it a magnificent centrepiece to any room. See pages 40 and 41.

Dimensions	cm	inches	Fabric req*
Width: 2 seater	175cm	69"	13-14m
2.5 seater	191cm	75¼"	14-15m
3 seater	226cm	89"	16-17m
Height:	87cm	34¼"	
Depth:	108cm	42½"	
Seat depth:	66cm	26"	
Seat height:	43cm	17"	

Other options available: Bespoke sizes • Turned or square tapered legs • Brass, nickel or no castors • Decorative nailing in various finishes  
 • Arm caps, skirts and fringes • Range of wood stain colours. All sizes are approximate and may vary slightly.  
 \* Fabric required is based on standard fabric width 137cm / 54". Larger repeats may require additional meterage. Please contact us for further details.

Other options available: Bespoke sizes • Turned or square tapered legs • Brass, nickel or no castors • Decorative nailing in various finishes  
 • Arm caps, skirts and fringes • Range of wood stain colours. All sizes are approximate and may vary slightly.  
 \* Fabric required is based on standard fabric width 137cm / 54". Larger repeats may require additional meterage. Please contact us for further details.





ALEXANDRA CHAIR

With its separate seat cushion and softly sloping arms, this charming little chair offers an elegant seating solution to a room. See page 44.

Dimensions	cm	inches
Width:	67cm	26½"
Height:	92cm	36¼"
Depth:	78cm	30¾"
Seat depth:	50cm	19¾"
Seat height:	50cm	19¾"
Fabric req*:	6m	



BENNETT CHAIR

This exceedingly comfortable chair has been designed with a scrolled back, adding a flourish to its classic design. See page 45.

Dimensions	cm	inches
Width:	78cm	30¾"
Height:	97cm	38¾"
Depth:	89cm	35"
Seat depth:	56cm	22"
Seat height:	52cm	20½"
Fabric req*:	7-8m	



BLOOMSBURY CHAIR

Immaculate in its design, the Bloomsbury has strong proportions and a deep soft seat.

Dimensions	cm	inches
Width:	107cm	42¼"
Height:	88cm	34¾"
Depth:	111cm	43¾"
Seat depth:	69cm	27¼"
Seat height:	48cm	19"
Fabric req*:	9.5-10.5m	



BOSWELL CHAIR

With its camel back and scrolled arms the Boswell, inspired by 19th-century examples, is a beautiful, confident chair with a modern twist. See pages 42 and 46.

Dimensions	cm	inches
Width:	98cm	38½"
Height:	88cm	34¾"
Depth:	97cm	38½"
Seat depth:	62cm	24½"
Seat height:	47cm	18½"
Fabric req*:	9-10m	



BROOKE CHAIR

Traditionally styled and classically proportioned, the Brooke is a comfortable and elegant armchair, ideal for sitting rooms where space is limited. See page 47.

Dimensions	cm	inches
Width:	77cm	30¼"
Height:	85cm	33½"
Depth:	98cm	38½"
Seat depth:	60cm	23¾"
Seat height:	48cm	19"
Fabric req*:	8-9m	



BYRON CHAIR

The Byron is a handsome contemporary chair with strong modern lines and separate cushions and seat back. It was designed with comfort in mind. See page 48.

Dimensions	cm	inches
Width:	79cm	31"
Height:	97cm	38¼"
Depth:	97cm	38¼"
Seat depth:	59cm	23¼"
Seat height:	50cm	19¾"
Fabric req*:	10-11m	



CLUB WING CHAIR

Practical in size and confident in design, the Club wing chair is a classically English piece of furniture. Shaped just like 18th-century prototypes, it gives excellent back support and comfort. See page 49.

Dimensions	cm	inches
Width:	82cm	32¼"
Height:	94cm	37"
Depth:	90cm	35½"
Seat depth:	56cm	22"
Seat height:	46cm	18"
Fabric req*:	8-9m	



COLERIDGE CHAIR

The Coleridge's firm upright back and comfortable seat make this a very elegant armchair. Medium in size, it has a separate seat cushion. See pages 50 and 51.

Dimensions	cm	inches
Width:	76cm	30"
Height:	91cm	35¾"
Depth:	91cm	35¾"
Seat depth:	54cm	21¼"
Seat height:	48cm	19"
Fabric req*:	7-8m	



COMPTON CHAIR

A classic library chair with neat Regency lines and classical proportions, this is a highly versatile chair for any room. See pages 43 and 52.

Dimensions	cm	inches
Width:	72cm	28¼"
Height:	80cm	31½"
Depth:	92cm	36¼"
Seat depth:	50cm	19¾"
Seat height:	49cm	19¼"
Fabric req*:	7.5-8.5m	



EDGAR CHAIR

The Edgar is a smart, contemporary and sophisticated armchair with a separate seat cushion. See page 53.

Dimensions	cm	inches
Width:	75cm	29½"
Height:	91cm	35¾"
Depth:	85cm	33½"
Seat depth:	56cm	22"
Seat height:	54cm	21¼"
Fabric req*:	3m	



EMILY CHAIR

Designed with feminine lines, this is a perfectly proportioned buttoned-back Victorian-style occasional chair. It is small and compact with a soft comfortable seat. See page 54.

Dimensions	cm	inches
Width:	79cm	31"
Height:	84cm	33"
Depth:	86cm	33¾"
Seat depth:	60cm	23¾"
Seat height:	47cm	18½"
Fabric req*:	6-7m	



FIELDING CHAIR

The Fielding chair is a neat and gracefully proportioned armchair with elegant tapered legs. See page 17, 55.

Dimensions	cm	inches
Width:	66cm	26"
Height:	90cm	35½"
Depth:	79cm	31"
Seat depth:	51cm	20"
Seat height:	52cm	20½"
Fabric req*:	6m	



GEORGIAN CHAIR

A deeply comfortable club armchair with an arched back and scrolled arms.

Dimensions	cm	inches
Width:	98cm	38½"
Height:	83cm	32¾"
Depth:	110cm	43¼"
Seat depth:	66cm	26"
Seat height:	47cm	18½"
Fabric req*:	9-10m	



HAMILTON CHAIR

The Hamilton is designed for exceptional lower-lumbar support. The back is sprung and specially shaped for this purpose. Small and compact, it has traditionally turned legs. See page 56.

Dimensions	cm	inches
Width:	82cm	32¼"
Height:	90cm	35½"
Depth:	94cm	37"
Seat depth:	56cm	22"
Seat height:	46cm	18"
Fabric req*:	7-8m	



HOWARD CHAIR

The Howard is an enduring design. This handsome club armchair has generous proportions, a soft sprung back and low arms, making it supremely comfortable. See page 57.

Dimensions	cm	inches
Width:	88cm	34¾"
Height:	82cm	32¼"
Depth:	107cm	42¼"
Seat depth:	66cm	26"
Seat height:	47cm	18½"
Fabric req*:	8.5-9m	



LYDIA CHAIR

This classic chair is an essential addition to any room. Graceful and with a comfortable seat, it's an elegant piece for all interiors. See page 58.

Dimensions	cm	inches
Width:	61cm	24"
Height:	95cm	37½"
Depth:	80cm	31½"
Seat depth:	48cm	19"
Seat height:	55cm	21¾"
Fabric req*:	4-5m	

Other options available: Bespoke sizes • Turned or square tapered legs • Brass, nickel or no castors • Decorative nailing in various finishes

• Arm caps, skirts and fringes • Range of wood stain colours. All sizes are approximate and may vary slightly.

\* Fabric required is based on standard fabric width 137cm / 54". Larger repeats may require additional meterage. Please contact us for further details.

Other options available: Bespoke sizes • Turned or square tapered legs • Brass, nickel or no castors • Decorative nailing in various finishes

• Arm caps, skirts and fringes • Range of wood stain colours. All sizes are approximate and may vary slightly.

\* Fabric required is based on standard fabric width 137cm / 54". Larger repeats may require additional meterage. Please contact us for further details.





MARLBOROUGH CHAIR

To create the Marlborough, we took the characteristics of a classic club chair and redefined the lines, resulting in a slightly sleeker appearance. It comes with separate back and seat cushions. See page 59.

Dimensions	cm	inches
Width:	94cm	37"
Height:	93cm	36½"
Depth:	107cm	42¼"
Seat depth:	64cm	25"
Seat height:	48cm	19"
Fabric req*:	9.5-10m	



MILO CHAIR

A small slipper chair that will suit all interiors, the Milo is understated yet surprisingly comfortable. See page 60.

Dimensions	cm	inches
Width:	57cm	22½"
Height:	79cm	31"
Depth:	70cm	27½"
Seat depth:	46cm	18¾"
Seat height:	36cm	14¼"
Fabric req*:	3m	



MILTON CHAIR

Drawing on mid-Victorian designs, we made this bold but graceful - and genuinely comfortable - chair that can be worked with or without decorative nailing. See pages 43 and 61.

Dimensions	cm	inches
Width:	90cm	35½"
Height:	85cm	33½"
Depth:	98cm	38½"
Seat depth:	61cm	24"
Seat height:	47cm	18½"
Fabric req*:	8.5-9m	



NICHOLAS CHAIR

This perfectly composed, small and neat chair can be enhanced with complementary antique studding or contrasting piping. It is an eye-catching early 19th-century design. See pages 62 and 63.

Dimensions	cm	inches
Width:	64cm	25¼"
Height:	91cm	35¾"
Depth:	70cm	27½"
Seat depth:	48cm	19"
Seat height:	45cm	17¾"
Fabric req*:	5m	



OSWALD CHAIR

We think the Oswald is a rather dapper armchair. Perfectly formed, it would sit well in a town drawing room or master bedroom. See page 64.

Dimensions	cm	inches
Width:	84cm	33"
Height:	107cm	42¼"
Depth:	92cm	36¼"
Seat depth:	59cm	23¼"
Seat height:	48cm	19"
Fabric req*:	5-6m	



PALMERSTON CHAIR

This graceful low armchair is made up of shapely lines and has a deep comfortable seat. See page 65.

Dimensions	cm	inches
Width:	74cm	29¼"
Height:	89cm	35"
Depth:	95cm	37½"
Seat depth:	61cm	24"
Seat height:	41cm	16¼"
Fabric req*:	5m	



SPENCER CHAIR

The Spencer wing chair has a dramatic design with a high curved back that wraps the body to create an architecturally appealing and enfolding shape. See page 66.

Dimensions	cm	inches
Width:	81cm	32"
Height:	119cm	46¾"
Depth:	78cm	30¾"
Seat depth:	53cm	21"
Seat height:	51cm	20"
Fabric req*:	8m	



THEODORE CHAIR

The Theodore breathes new life into a classic piece. It has a high wing design that provides especially comfortable support to the head and neck. See page 67.

Dimensions	cm	inches
Width:	90cm	35½"
Height:	107cm	42¼"
Depth:	90cm	35½"
Seat depth:	57cm	22½"
Seat height:	54cm	21¼"
Fabric req*:	8.5m	



TUB CHAIR

Impeccably designed with classic curves and supportive shape, this lovely little buttoned-back Tub chair is ideally placed for a reading room. See pages 50 and 68.

Dimensions	cm	inches
Width:	73cm	28¾"
Height:	92cm	36¼"
Depth:	86cm	33¾"
Seat depth:	59cm	23¼"
Seat height:	40cm	15¾"
Fabric req*:	4.5-5m	



VICTORIAN CHAIR

A feminine piece. This pretty chair, with its buttoned back and curved arms, is an ideal seating solution for a bedroom or smaller drawing room. See pages 13 and 69.

Dimensions	cm	inches
Width:	74cm	29¼"
Height:	87cm	34¼"
Depth:	85cm	33½"
Seat depth:	52cm	20½"
Seat height:	42cm	16½"
Fabric req*:	4m	



WATERFORD CHAIR

This Regency design has a rounded base, and an authentic scrolled and buttoned back, drawing the eye from every angle. See pages 42 and 70.

Dimensions	cm	inches
Width:	66cm	26"
Height:	97cm	38¼"
Depth:	87cm	34¼"
Seat depth:	53cm	21"
Seat height:	40cm	15¾"
Fabric req*:	5-5.5m	



WELLESLEY CHAIR

This charming occasional chair has a separate seat cushion and a softly curved back. Quintessentially English in design, its immaculate proportions make for a beautiful piece of furniture.

Dimensions	cm	inches
Width:	74cm	29¼"
Height:	89cm	35"
Depth:	95cm	37½"
Seat depth:	61cm	24"
Seat height:	41cm	16¼"
Fabric req*:	6-7m	



WEXFORD CHAIR

A welcoming and comforting chair, the Wexford has a simple but strong design, with classical proportions. See page 71.

Dimensions	cm	inches
Width:	89cm	35"
Height:	87cm	34¼"
Depth:	108cm	42½"
Seat depth:	66cm	26"
Seat height:	43cm	17"
Fabric req*:	9-10m	



OTTOMAN

Designed to complement our chairs, our Ottoman lends a relaxed atmosphere to any room, also doubling as an extra seat. It comes with a fixed cushion filled with feather and down that sits on a sprung base. Bespoke-made to match the width of your chair, it can be square or rectangular. See page 57.

Width:	Any size
Height:	To match the chair height
Depth:	Any size
Fabric req*:	3.5m

Other options available: Bespoke sizes • Turned or square tapered legs • Brass, nickel or no castors • Decorative nailing in various finishes • Arm caps, skirts and fringes • Range of wood stain colours. All sizes are approximate and may vary slightly.

\* Fabric required is based on standard fabric width 137cm / 54". Larger repeats may require additional meterage. Please contact us for further details.

Other options available: Bespoke sizes • Turned or square tapered legs • Brass, nickel or no castors • Decorative nailing in various finishes • Arm caps, skirts and fringes • Range of wood stain colours. All sizes are approximate and may vary slightly.

\* Fabric required is based on standard fabric width 137cm / 54". Larger repeats may require additional meterage. Please contact us for further details.





ALEXANDRA FOOTSTOOL

An elegant footstool with a buttoned padded seat and turned faux-bamboo legs. See page 73.

Dimensions	cm	inches
Width:	102cm	40¼"
Height:	38cm	15"
Depth:	64cm	25¼"
Fabric req*:	1-2m	



BRUMMEL FOOTSTOOL

The square legs, which we have subtly tapered, and the clean strong lines of this footstool make it a confident and resourceful piece. See page 74.

Dimensions	cm	inches
Width:	102cm	40¼"
Height:	41cm	16¼"
Depth:	65cm	25½"
Fabric req*:	1-2m	



OLYMPIA FOOTSTOOL

The Olympia footstools with its elegant oval shape, kick pleat skirt and deep buttoning brings interest to any room. See page 76.

Dimensions	cm	inches
Width:	110cm	43¼"
Height:	40cm	15¾"
Depth:	70cm	27½"
Fabric req*:	4.5m	



OTTOMAN TABLE

This resourceful table combines practicality and elegance, with a shelf incorporated into the design. See page 77.

Dimensions	cm	inches
Width:	105cm	41¼"
Height:	45cm	17¾"
Depth:	65cm	25½"
Fabric req*:	1-2m	



PORTIA FOOTSTOOL

This understated footstool sits effortlessly within contemporary and more classic interiors. The beautifully hand-stitched buttoning, adding an element of luxury, is perfect for silk or velvet upholstery, such as our Capri. See pages 37 and 78.

Dimensions	cm	inches
Width:	130cm	51¼"
Height:	41cm	16¼"
Depth:	65cm	25½"
Fabric req*:	2-3m	



VICTORIAN FOOTSTOOL

The Victorian footstool's elongated legs - in hand-turned wood - give this beautiful piece a period feel. See page 79.

Dimensions	cm	inches
Width:	102cm	40¼"
Height:	37cm	14½"
Depth:	64cm	25¼"
Fabric req*:	1-2m	



DUKE SIDE TABLE

The Art Deco inspired Duke side table sits gracefully on its own or as part of the wider collection. Created in our English workshop from solid walnut, it can be customised without the practical lower shelf and ebonised roundels. See page 81.

Dimensions	cm	inches
Width:	45cm	17¾"
Height:	63cm	24¾"
Depth:	45cm	17¾"



DUKE COFFEE TABLE

A signature design, this luxurious coffee table comes as shown or can be customised with starburst veneer, ebonised roundels and inlay, making an exquisite addition to a classic or contemporary room. See page 80.

Dimensions	cm	inches
Width:	110cm	43¼"
Height:	43cm	17"
Depth:	61cm	24"



DUKE CONSOLE TABLE

Crafted from solid walnut, the Duke console table is an example of fine English furniture at its very best. The graceful legs and exceptional finish deliver a statement piece for both traditional or contemporary rooms. Can be customised without the lower shelf and ebonised roundels. See page 81.

Dimensions	cm	inches
Width:	110cm	43¼"
Height:	43cm	17"
Depth:	61cm	24"



MALIKA FOOTSTOOL

A brand-new design, this fully upholstered hexagonal footstool with a tufted pattern is a clever, confident accent to a room. We can make this to order in your exact specifications with bespoke fabric, nailing and shapes to co-ordinate with your interior. See page 75.

Dimensions	cm	inches
Width:	59cm	23¼"
Height:	45cm	17¾"
Depth:	52cm	20½"
Fabric req*:	2m	

Other options available: Bespoke sizes • Turned or square tapered legs • Brass, nickel or no castors • Decorative nailing in various finishes • Skirts and fringes • Range of wood stain colours. All sizes are approximate and may vary slightly. \* Fabric required is based on standard fabric width 137cm / 54". Larger repeats may require additional meterage. Please contact us for further details.

Other options available: Bespoke sizes • Turned or square tapered legs • Brass, nickel or no castors • Decorative nailing in various finishes • Skirts and fringes • Range of wood stain colours. All sizes are approximate and may vary slightly. \* Fabric required is based on standard fabric width 137cm / 54". Larger repeats may require additional meterage. Please contact us for further details.





BLAKE CARVER CHAIR

This discreet but sophisticated dining chair is designed to offer comfort, as well as being a graceful addition to a dining table. See pages 83 and 84.

Dimensions	cm	inches
Width:	56cm	22"
Height:	101cm	39¾"
Depth:	63cm	24¾"
Seat depth:	43cm	17"
Seat height:	52cm	20½"
Fabric req*:	2m	



BLAKE SIDE CHAIR

The sister chair to the Blake carver chair. Without the arms but just as elegant. See pages 82 and 84.

Dimensions	cm	inches
Width:	53cm	20¾"
Height:	101cm	39¾"
Depth:	63cm	24¾"
Seat depth:	43cm	17"
Seat height:	52cm	20½"
Fabric req*:	2m	



CALYPSO CARVER CHAIR

The Calypso has a contemporary feel with impeccably aligned proportions. It's perfect as an occasional or dining chair.

Dimensions	cm	inches
Width:	53cm	20¾"
Height:	91cm	35¾"
Depth:	53cm	20¾"
Seat depth:	45cm	17¾"
Seat height:	47cm	18½"
Fabric req*:	2-2.5m	



CALYPSO SIDE CHAIR

The partner to the Calypso carver chair has a matching design, but without the arms. See pages 82 and 85.

Dimensions	cm	inches
Width:	52cm	20½"
Height:	91cm	35¾"
Depth:	53cm	20¾"
Seat depth:	45cm	17¾"
Seat height:	47cm	18½"
Fabric req*:	2-2.5m	



KINGSLEY CARVER CHAIR

The Kingsley carver chair is a signature Beaumont & Fletcher design. Its tall, gently arching back and tapered legs result in its classic English feel. See pages 83 and 86.

Dimensions	cm	inches
Width:	56cm	22"
Height:	113cm	44½"
Depth:	69cm	27¼"
Seat depth:	45cm	17¾"
Seat height:	50cm	19¾"
Fabric req*:	3.5-4m	



KINGSLEY SIDE CHAIR

For this partner to the Kingsley carver chair, we recreated the original design but omitted the arms. See pages 82 and 86.

Dimensions	cm	inches
Width:	50cm	19¾"
Height:	113cm	44½"
Depth:	65cm	25½"
Seat depth:	45cm	17¾"
Seat height:	50cm	19¾"
Fabric req*:	2.5-3m	



PAVILION CARVER CHAIR

Inspired by the Regency period, this versatile chair can be used as a dining chair or an occasional piece. Choose between turned faux-bamboo legs or plain square carved ones. See page 87.

Dimensions	cm	inches
Width:	62cm	24½"
Height:	96cm	37¾"
Depth:	62cm	24½"
Seat depth:	43cm	17"
Seat height:	50cm	19¾"
Fabric req*:	2m	



PAVILION SIDE CHAIR

As with its matching Pavilion carver, this side chair, with its clean lines and sophisticated finish, works effortlessly in any interior. See pages 83 and 87.

Dimensions	cm	inches
Width:	49cm	19¼"
Height:	96cm	37¾"
Depth:	60cm	23½"
Seat depth:	43cm	17"
Seat height:	50cm	19¾"
Fabric req*:	2m	



KINGSLEY BAR STOOL

This traditionally upholstered tall stool, with its high back and sloping arms, is designed to provide maximum comfort. It would be a glamorous and welcoming addition to a bar.

Dimensions	cm	inches
Width:	57cm	22½"
Height:	100cm	39¼"
Depth:	63cm	24¾"
Seat depth:	45cm	17¾"
Seat height:	66cm	26"
Fabric req*:	3-3.5m	



ALHAMBRA HEADBOARD

The exotically shaped Alhambra headboard has a strong Moorish influence. It can be customised with decorative nailings, contrasting piping and hand embroidery. See page 89.

Dimensions	cm	inches	Fabric req*
Width: King	160cm	63"	8m
Super king	190cm	74"	8m
Emperor	210cm	82½"	8m

Height will be proportionate to the width of the headboard and the height of the ceiling. Bespoke design and bespoke sizes available. Please contact us for further information.



MIAMI HEADBOARD

This striking Miami headboard takes its inspiration from the Art Deco architecture of South Beach. It can be customised with decorative nailings, contrasting piping and hand embroidery. See page 90.

Dimensions	cm	inches	Fabric req*
Width: King	160cm	63"	6.5m
Super king	190cm	74"	8m
Emperor	210cm	82½"	8m



TOPKAPI HEADBOARD

The Topkapi headboard has a striking domed design inspired by Turkish architecture. It can be customised with decorative nailings, contrasting piping and hand embroidery. See page 90.

Dimensions	cm	inches	Fabric req*
Width: King	160cm	63"	6.5m
Super king	190cm	74"	8m
Emperor	210cm	82½"	8m

Other options available: Bespoke sizes • Turned or square tapered legs • Brass, nickel or no castors • Decorative nailing in various finishes • Arm caps, skirts and fringes • Range of wood stain colours. All sizes are approximate and may vary slightly. \* Fabric required is based on standard fabric width 137cm / 54". Larger repeats may require additional meterage. Please contact us for further details.

Other options available: Bespoke sizes • Turned or square tapered legs • Brass, nickel or no castors • Decorative nailing in various finishes • Arm caps, skirts and fringes • Range of wood stain colours. All sizes are approximate and may vary slightly. \* Fabric required is based on standard fabric width 137cm / 54". Larger repeats may require additional meterage. Please contact us for further details.



This brochure is dedicated to our founder John Crowell (1951-2016),  
whose enduring passion was to seek out the rare and the  
beautiful in design. His limitless commitment and  
his boundless imagination continue to inspire us all.

---

[www.beaumontandfletcher.com](http://www.beaumontandfletcher.com)

---



261 Fulham Road, London SW3 6HY +44 (0)20 7352 5594 [www.beaumontandfletcher.com](http://www.beaumontandfletcher.com)